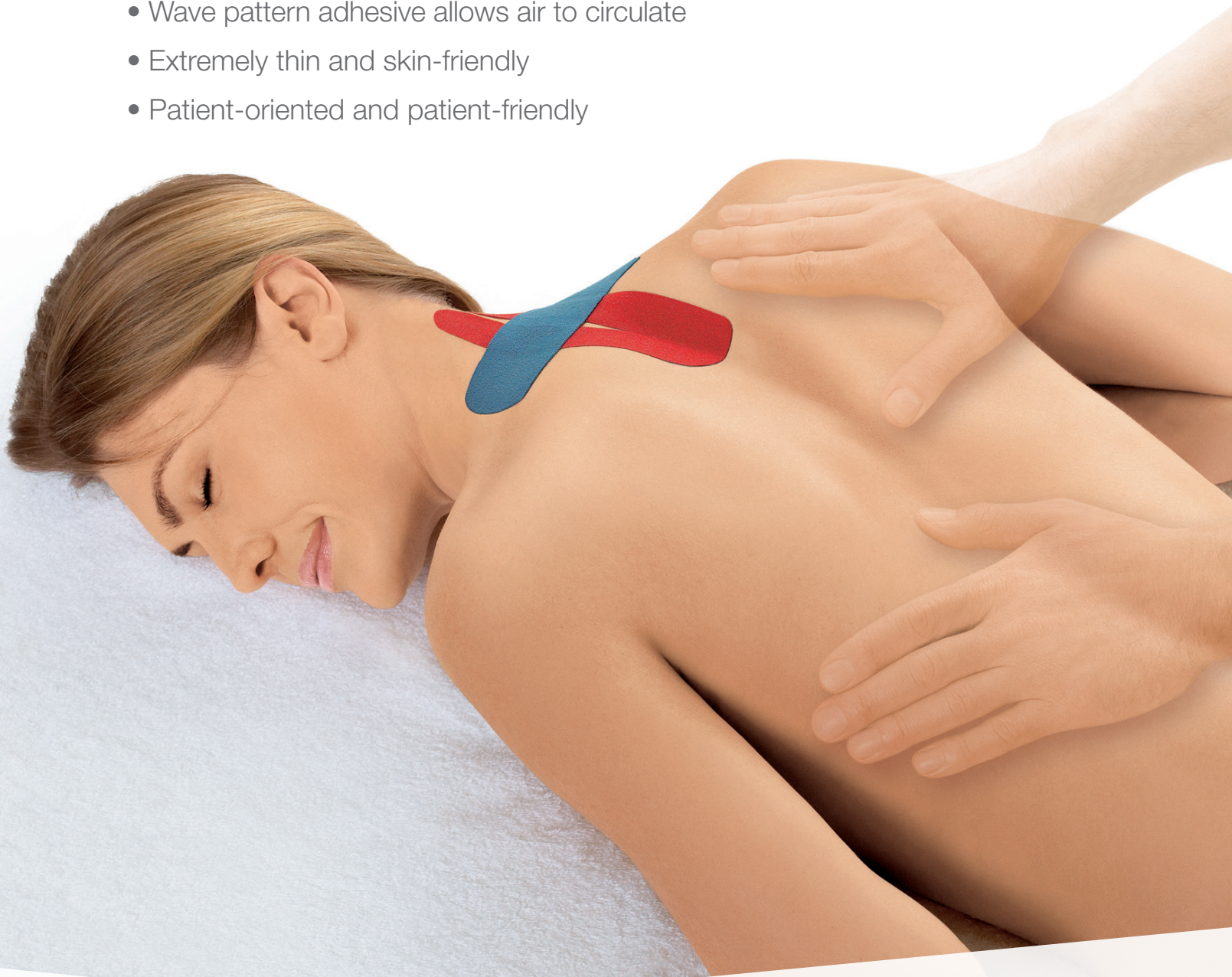


Leukotape® K

PERMANENT MASSAGE EFFECT AND PAIN RELIEF TECHNIQUE WITH FULL RANGE OF MOTION

- Supports sensory functions
- Wave pattern adhesive allows air to circulate
- Extremely thin and skin-friendly
- Patient-oriented and patient-friendly



THERAPIES. HAND IN HAND.

www.bsnmedical.com

BSN medical

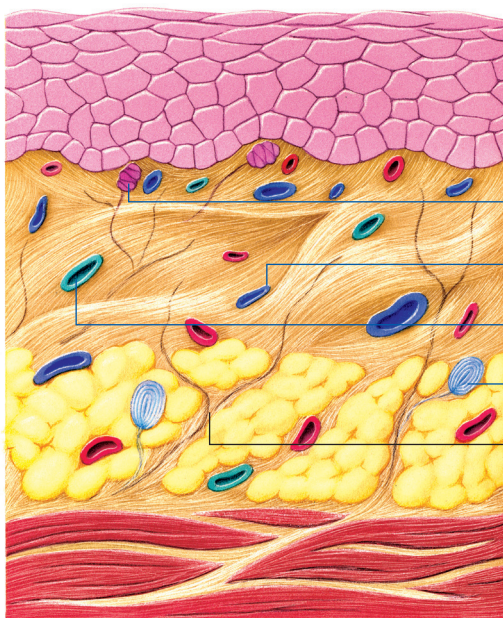
Leukotape[®] K

Pain Relief Technique

Activates skin and vessels

WITHOUT LEUKOTAPE[®] K

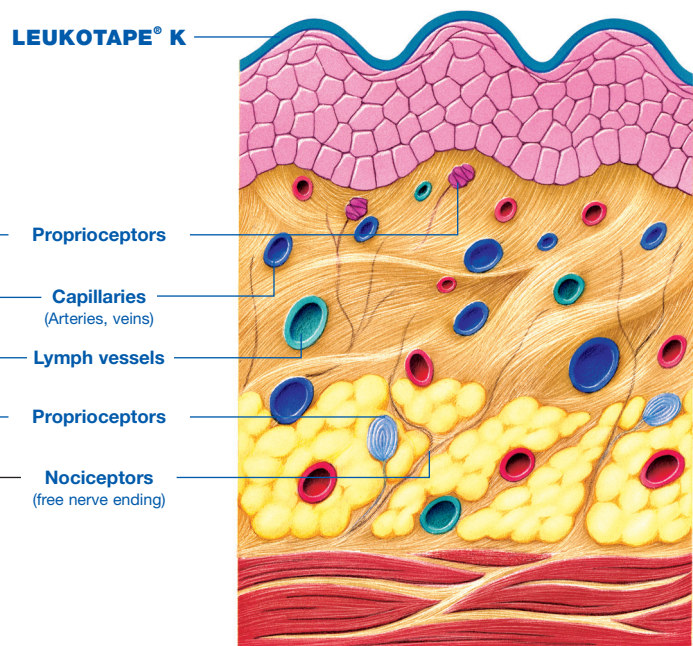
Alterations in normal physiology



- Capillaries and lymph vessels become blocked and the microcirculation is impaired
- Capillary and interstitial fluid increases and the removal of waste products is disturbed
- The sensitivity of dermal receptors is affected
- The sensitive feedback mechanism is misguided or interrupted
- The result is pain and dysfunction, often of unclear origin and may be resistant to normal therapies

WITH LEUKOTAPE[®] K

Permanent Massage through skin movement/displacement



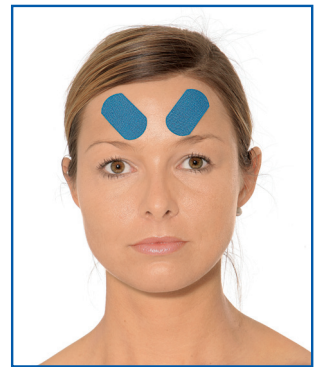
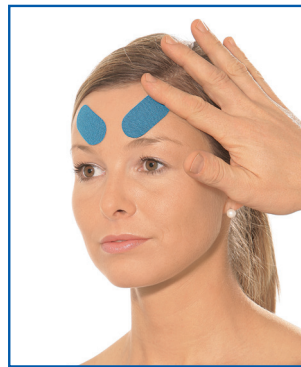
- The lumen of the capillaries and lymph vessels increases; this combined with the pumping effect due to movement results in reduction of swelling
- Metabolism is activated, waste products are eliminated, supply of nutrients is enhanced
- Relief of pressure on the nociceptors; together with the Proprioceptors they can return to their normal physiological state
- Sense of movement, proprioception and coordination return to normal
- Permanent activation of skin and vessels for prophylaxis and pain management

Examples of Application

TENSION HEADACHE

Fascia technique

- Taping of the forehead to relax the muscles.



TENNIS ELBOW

Muscle technique

- Taping in the area of the elbow to relax the muscles. This reduces tension on the tendon and thus alleviates discomfort.



ACHILLODYNIA, PERI-/PARA TENDINITIS, TENDINITIS

Muscle technique

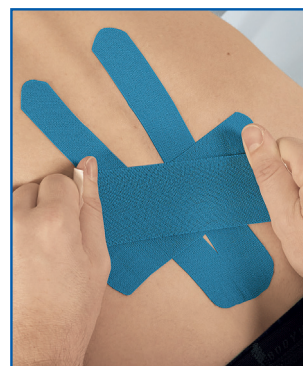
- Taping in the calf area around the gastrocnemius and soleus to relieve the Achilles Tendon.





LOWER BACK PAIN, E.G. LUMBAGO

Muscle technique / Ligament technique

- Taping in the area of the lumbar spine in flexion to raise the skin to support the muscles increasing lumbar stability.



AS THIN AS SKIN AND SKIN-FRIENDLY



1. Wavelike pattern of adhesive coating

Generates the therapeutic effect

2. Extensible

Optimally adjusts to the elasticity of the skin

3. Release paper lamination

Backing paper assists for control of extension

4. Polyacrylate adhesive

Low allergy while safe adhesion

5. Cotton Substrate

Robust and skin friendly

MEETS THE PATIENTS NEEDS

- No side-effects
- High wearing comfort, all day effect
- Long wearing period up to one week
- Sporting activities, sauna and taking showers is possible without any problems
- Easy to remove without any residue

Leukotape® K

Pain Relief Technique

Available in 3 Sizes and 6 Colors

LATEX
FREE
FORMULA



ORDERING INFORMATION

Ref. Code	Length	Width	Bandages p. inner/p. outer	Color
7297810	5.5 yds	1 in	5/50	beige
7297811	5.5 yds	2 in	5/50	beige
7297812	5.5 yds	3 in	5/40	beige
7297815	5.5 yds	1 in	5/50	red
7297816	5.5 yds	2 in	5/50	red
7297817	5.5 yds	3 in	5/40	red
7297820	5.5 yds	1 in	5/50	blue
7297821	5.5 yds	2 in	5/50	blue
7297822	5.5 yds	3 in	5/40	blue
7297823	5.5 yds	2 in	5/50	black
7297824	5.5 yds	2 in	5/50	light blue
7297825	5.5 yds	2 in	5/50	pink

Please refer to the product label and / or package insert for full instructions on the safe use of these products.

BSN medical Inc. 5825 Carnegie Blvd. Charlotte, NC 28209-4633
Tel. (+1) 704 554 9933 Fax (+1) 704 358 4558 www.bsnmedical.com
To order toll-free: BSN medical (+1) 800 552 1157

BSNmedical